


thermoweldable BELTS







GB





tile factories • brick factories



manufacturing ceramics • slabs concrete products



metal packaging manufacturers





cardboards • wood industry



glass industry








farming equipment



roller conveyors





introduction



Examples	
Advantages.....	6
Applications	7

round belts



Our range of round belts.	8
DEL/ROC	10
DEL/FLEX and DEL/SAN	11
POLY/FLEX	12
SOUPLEX	13
Tubular Fastening belts	13
Driving rollers	14
VIT/GLISS runners for round belts	15

V belts



Our range of V belts	16
DEL/ROC	18
DEL/SAN reinforced	19
H15/H16 reinforced	20
DEL/FLEX	22
SOUPLEX reinforced	24
SOUPLEX	26
SUPERFLEX	27
V belts surfaces	28
VIT/GLISS runners for V belts	29

special belts



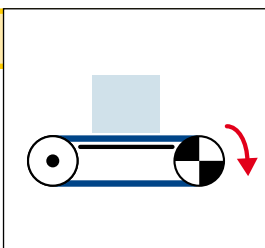
Ridge-top V belts	30
Brush belts	32
V belts with flights	32
Special profiles	33
Multiple V belts	33
Special belts	34

welding tools




Standard tools	36
Overlap tools	38

technical notes



Advice / Recommendations	40
Belt selection	41
Conveying / Simplified calculation	42
Examples	43

Our weldable belts provides many advantages in a wide range of applications :



easiness of use

- Easy on-site welding without previous dismantling.
- Fast repairing with minimum down-time.
- Convenient length adjustments by lengthening or shortening.
- Easy repairing of damaged belts.
- All off-cuts are useable.
- Great freedom in designing conveyors and selecting spacings.
- Reduced and simplified stocks.



main characteristics

- High resistance to tear and wear.
- High resistance to oil, fat and solvents.
- Various qualities allowing a wide choice with outstanding belting solution of highest quality, tailored to your specific needs.
- Wide choice of coatings on V belts.



food quality range

- Mono-material products, waterproof, rot-resistant.
- Smooth surface for reduced bacteria development.
- Excellent water, oil, animal and vegetable fat resistance.
- Support of cleaning and sanitation measures.
- Easy cleaning, reduced water consumption.

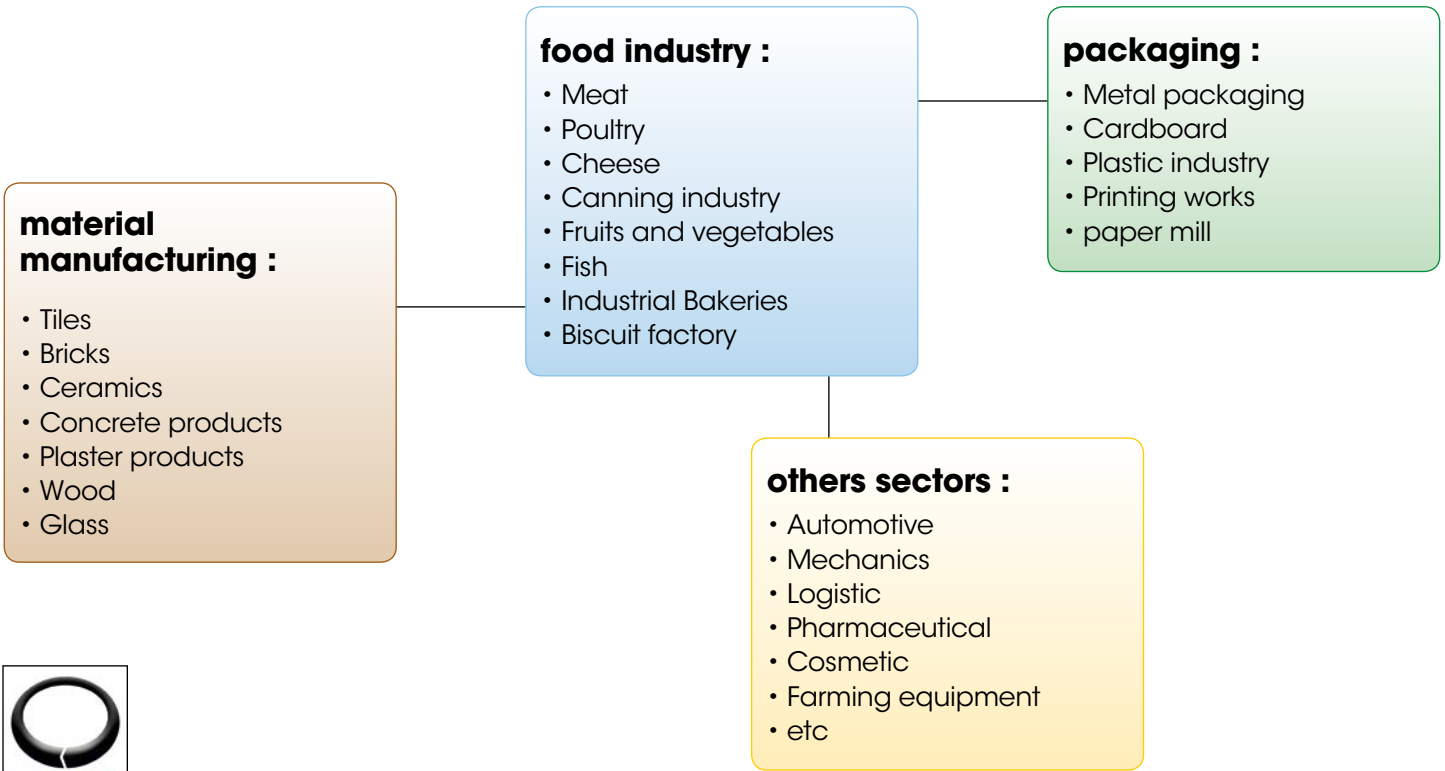


Comparison of advantages of different conveying solutions :

	MAFDEL belts	Rubber belts	Conveying chains
Easiness of installation	+	-	-
Chemicals & hydrocarbons resistance	+	-	+
Abrasion resistance	+	-	-
Easiness of maintenance	+	-	-
Coatings / surfaces	+	+	-
Easy cleaning	+	-	-
Simplicity of stock control	+	-	+
Low noise working	+	+	-
Food quality	+	-	-

application range

Our belts are suitable to a wide range of applications in many industries, such as :





∅ mm

		mafdel		2	3	4	5	6	7	8	9	9.5	10	12	12.5	15	18	
Standard	Rough	POLY/FLEX Rough	85 ShA	●	●	●	●	●	●	●	●		●	●		●	●	
		POLY/FLEX Rough	85 ShA		●	●	●	●		●				●	●			
	Smooth	SOUPLEX	85 ShA		●	●	●	●			●		●			●	●	●
		SOUPLEX	85 ShA		○	○	○	○			○							
		SOUPLEX Antistatic	85 ShA			●	●	●										
		DEL/FLEX	90 ShA	●	●	●	●	●	●	●	●		●			●	●	●
		DEL/FLEX	90 ShA		●	●	●	●			●							
		DEL/ROC	100 ShA 55 ShD			●	●	●			●		○	●				
	Frosted	SOUPLEX Frosted	85 ShA						●		●		●			●	●	●
		DEL/FLEX Frosted	90 ShA						●	●	●		●			●	●	●
		DEL/FLEX Frosted	90 ShA						●		●							
	Reinforced	Smooth	POLY/FLEX Aramid Reinforced	85 ShA					●		●			●	●		●	●
DEL/SAN Aramid Reinforced			95 ShA											●		●	●	●
DEL/ROC Polyester Reinforced			100 ShA 55 ShD										○	○		○	○	○
DEL/ROC «DRW» Polyester Reinforced			63 ShD										○		○			
Frosted		POLY/FLEX Aramid Reinforced - Frosted	85 ShA						●		●			●	●		●	●
		DEL/SAN Aramid Reinforced - Frosted	95 ShA												●		●	●
Tubular	SOUPLEX Tubular	85 ShA											○					
	DEL/FLEX Tubular	90 ShA					○	○		○			○	○		○		



All our 6 to 18mm diameter round belts can be frosted.

Frosting improves belt sliding on its support and makes products accumulation easier.



Patent nb 9912595

DEL/ROC black



Reference	Diameter (mm)	Traction force (daN)	Pretension	Pulley diameter (mm)	
				recommended	mini
DRRN04	4	6.3	2%	50	40
DRRN05	5	9	2%	60	50
DRRN06	6	13	2%	80	70
DRRN08	8	25	2%	100	90
DRRW9.5	9.5	35	2%	140	120
DRRN10	10	39	2%	160	140

Hardness 100 ShA/55 ShD
Pretension 1 - 2%
Temperature range -30°C/+90°C
Friction coefficient HDPE : 0.15 - 0.2 Steel : 0.35 - 0.4 Stainless steel : 0.5
Roll length 30 m

DEL/ROC ivory polyester reinforced



Reference	Diameter (mm)	Traction force (daN)	Pretension	Pulley diameter (mm)	
				recommended	mini
DRRIAP9.5	9.5	54	2%	160	140
DRRIAP10	10	56	2%	180	160
DRRIAP12.5	12.5	98	2%	250	200
DRRIAP15	15	140	2%	300	250
DRRIAP18	18	200	2%	360	300

Hardness 100 ShA/55 ShD
Pretension 1 - 2%
Temperature range -30°C/+90°C
Friction coefficient HDPE : 0.15 - 0.2 Steel : 0.35 - 0.4 Stainless steel : 0.5
Roll length 100 m

DEL/ROC DRW ivory polyester reinforced



Reference	Diameter (mm)	Traction force (daN)	Pretension	Pulley diameter (mm)	
				recommended	mini
DRWRIAP9.5	9.5	67	2%	180	160
DRWRIAP12	12	120	2%	260	220

Hardness 63 ShD
Pretension 1 - 2%
Temperature range -30°C/+90°C
Friction coefficient HDPE : 0.15 - 0.2 Steel : 0.35 - 0.4 Stainless steel : 0.5
Roll length 100 m

DEL/ROC blue steel reinforced*

Reference	Diameter (mm)	Traction force (daN)	Pretension	Pulley diameter (mm)	
				recommended	mini
DRRBST9.5/1.8	9.5	166	-	250	
DRRBST9.5/2.36	9.5	200	-	270	

Hardness 100 ShA/55 ShD
Pretension 0%
Temperature range -30°C/+90°C
Friction coefficient HDPE : 0.15 - 0.2 Steel : 0.35 - 0.4 Stainless steel : 0.5
Roll length X m



*Stainless steel reinforcement on request.



DEL/FLEX and DEL/SAN round belts

DEL/FLEX red



Hardness 90 ShA
Pretension 3 - 6%
Temperature range -20°C/+70°C
Friction coefficient HDPE : 0.25 Steel : 0.5 Stainless steel : 0.6
Roll length 30 m

Reference	Diameter (mm)	Traction force (daN)	Pretension	Pulley diameter (mm) recommended	mini
DFRR02	2	0.77	5%	20	12
DFRR03	3	1.7	5%	30	20
DFRR04	4	2.5	5%	40	30
DFRR05	5	4	5%	50	40
DFRR06	6	6.5	5%	60	50
DFRR07	7	9.6	5%	70	55
DFRR08	8	12	5%	80	65
DFRR9.5	9.5	17	5%	100	85
DFRR12.5	12.5	30	5%	140	120
DFRR15	15	43	5%	170	140
DFRR18	18	63	5%	220	180
*DFRR20	20	78	5%	280	250

*Manufactured on request depending on quantities.

DEL/FLEX blue



Hardness 90 ShA
Pretension 3 - 6%
Temperature range -20°C/+70°C
Friction coefficient HDPE : 0.25 Steel : 0.5 Stainless steel : 0.6
Roll length 30 m

Reference	Diameter (mm)	Traction force (daN)	Pretension	Pulley diameter (mm) recommended	mini
DFRB02	2	0.77	5%	20	12
DFRB03	3	1.7	5%	30	20
DFRB04	4	2.5	5%	40	30
DFRB05	5	4	5%	50	40
DFRB06	6	6.5	5%	60	50
DFRB08	8	12	5%	80	65

DEL/SAN blue Aramid reinforced



Hardness 95 ShA
Pretension see table
Temperature range -20°C/+70°C
Friction coefficient HDPE : 0.2 Steel : 0.4 Stainless steel : 0.5
Roll length 50 m

Reference	Diameter (mm)	Traction force (daN)	Pretension	Pulley diameter (mm) recommended	mini
DSRBAR10	10	40	1.5%	140	120
DSRBAR12.5	12.5	65	1.5%	160	140
DSRBAR15	15	93	1.5%	220	180
DSRBAR18	18	125	1.5%	250	210

All our 6 to 18 mm diameter round belts can be frosted.

Frosting improves belt sliding on its support and makes products accumulation easier :

- reduction of friction coeff on steel and stainless steel : **0.1**
- reduction of friction coeff on HDPE : **0.05**.


Reference : complete the belt reference with **DE**.



Patent nb 9912595



POLY/FLEX green rough



Hardness 85 ShA
Pretension 5 - 8%
Temperature range -20°C/+60°C
Friction coefficient HDPE : 0.25 Steel : 0.45 Stainless steel : 0.55
Roll length ø 2 to 10 mm : 100 m ø 12 to 18 mm : 50 m

Reference	Diameter (mm)	Traction force (daN)	Pretension	Pulley diameter (mm) recommended	mini
PFRG02	2	0.47	8%	15	10
PFRG03	3	1	8%	20	15
PFRG04	4	1.9	8%	35	25
PFRG05	5	2.9	8%	40	30
PFRG06	6	4.2	8%	50	40
PFRG07	7	5.7	8%	60	50
PFRG08	8	7.5	8%	70	55
PFRG09	9	9.5	8%	80	65
PFRG10	10	11.8	8%	90	75
PFRG12	12	17	8%	100	90
PFRG15	15	26.5	8%	140	120
PFRG18	18	38.1	8%	190	150

POLY/FLEX blue rough



Hardness 85 ShA
Pretension 5 - 8%
Temperature range -20°C/+60°C
Friction coefficient HDPE : 0.25 Steel : 0.45 Stainless steel : 0.55
Roll length 100 m

Reference	Diameter (mm)	Traction force (daN)	Pretension	Pulley diameter (mm) recommended	mini
PFRB03	3	1	8%	20	15
PFRB04	4	1.9	8%	35	25
PFRB05	5	2.9	8%	40	30
PFRB06	6	4.2	8%	50	40
PFRB08	8	7.5	8%	70	55
PFRB10	10	11.8	8%	90	75
PFRB12	12	17	8%	100	90

POLY/FLEX green Aramid reinforced



Hardness 85 ShA
Pretension see table
Temperature range -20°C/+60°C
Friction coefficient HDPE : 0.35 Steel : 0.6 Stainless steel : 0.7
Roll length 30 m

Reference	Diameter (mm)	Traction force (daN)	Pretension	Pulley diameter (mm) recommended	mini
PFRGAR06	6	7	0.5%	60	50
PFRGAR08	8	12	0.5%	90	75
PFRGAR10	10	23	1%	110	90
PFRGAR12	12	33	1.5%	130	110
PFRGAR15	15	50	1.5%	150	130
PFRGAR18	18	68	1.5%	220	180

All our 6 to 18 mm diameter round belts can be frosted.

Frosting improves belt sliding on its support and makes products accumulation easier :

- reduction of friction coeff on steel and stainless steel : **0.1**
- reduction of friction coeff on HDPE : **0.05**.

Reference : complete the belt reference with **DE**.




Patent nb 9912595



SOUPLEX round belts

SOUPLEX brown




Hardness 85 ShA
Pretension 5 - 8%
Temperature range -20°C/+60°C
Friction coefficient HDPE : 0.35 Steel : 0.6 Stainless steel : 0.7
Roll length 30 m

Reference	Diameter (mm)	Traction force (daN)	Pretension	Pulley diameter (mm)	
				recommended	mini
SXRM03	3	0.9	8%	20	15
SXRM04	4	1.5	8%	35	25
SXRM05	5	2.5	8%	40	30
SXRM06	6	4	8%	50	40
SXRM08	8	7	8%	70	55
SXRM9.5	9.5	10	8%	80	65
SXRM12.5	12.5	18	8%	110	95
SXRM15	15	25	8%	140	120
SXRM18	18	38	8%	200	150
*SXRM20	20	47	8%	240	190

*Manufactured on request depending on quantities.

SOUPLEX translucent



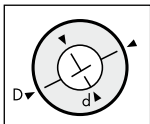
Reference	Diameter (mm)	Traction force (daN)	Pretension	Pulley diameter (mm)	
				recommended	mini
SXRT03	3	0.9	8%	20	15
SXRT04	4	1.5	8%	35	25
SXRT05	5	2.5	8%	40	30
SXRT06	6	4	8%	50	40
SXRT08	8	7	8%	70	55



SOUPLEX black antistatic

Reference	Diameter (mm)	Traction force (daN)	Pretension	ø Pulley diameter (mm)	
				recommended	mini
SXRN04AS	4	1.5	8%	45	35
SXRN05AS	5	2.5	8%	50	40
SXRN06AS	6	4	8%	60	50

tubular fastening belts



Fast on-site fastening without welding tools.

DEL/FLEX red tubular



Hardness 90 ShA
Pretension 3 - 6%
Temperature range -20°C/+70°C
Friction coefficient HDPE : 0.25 Steel : 0.5 Stainless steel : 0.6
Roll length 30 m

Reference	Diameter (D/d mm)	Traction force (daN)	Pretension	Pulley diameter (mm)	
				recommended	mini
DFTR05	5/2.5	3	5%	60	50
DFTR06	6/2.5	5	5%	70	60
DFTR08	8/3	10	5%	90	70
DFTR10	10/4	16	5%	100	85
DFTR12	12/4	22	5%	140	125
DFTR15	15/5	35	5%	170	140
*DFTR18	18/5	50	5%	220	190

*Manufactured on request depending on quantities.

SOUPLEX brown tubular



Hardness 85 ShA
Pretension 5 - 8%
Temperature range -20°C/+60°C
Friction coefficient HDPE : 0.35 Steel : 0.6 Stainless steel : 0.7
Roll length 30 m

Reference	Diameter (D/d mm)	Traction force (daN)	Pretension	Pulley diameter (mm)	
				recommended	mini
SXTM10	10/4	9	8%	80	70

Aluminium fasteners

N°	Belt dia.
4	5 & 6 mm
6	8 mm



N°	Belt dia.
7	10 & 12 mm
9	15 & 18 mm

Supplied in pack of 10.

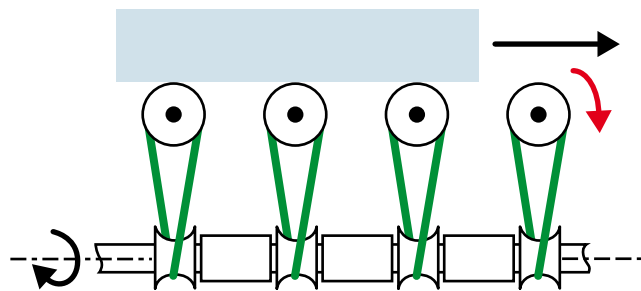
Manufacturing on demand of small round endless belts in small, medium or large series, in qualities

SOUPLEX POLY/FLEX DEL/FLEX DEL/ROC


- Wide choice in length.
- Possibility to produce moulded belts for very large series (consult us for moulds quotation).



rollers driven by semi-crossed round belts



- Direct transmission from a perpendicular drive shaft to each roller with SOUPLEX, POLY/FLEX or DEL/FLEX round belts.
- Noiseless and maintenance-free system.

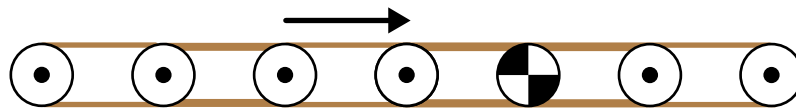


- Accumulation and full-load start possible, due to resistance of tensionned belts. Instant restart of rollers.
- Easy welding of belt on site with **J15 clamp**.
- We recommend to keep diabolos and rollers set in line.

roller - to - roller driving

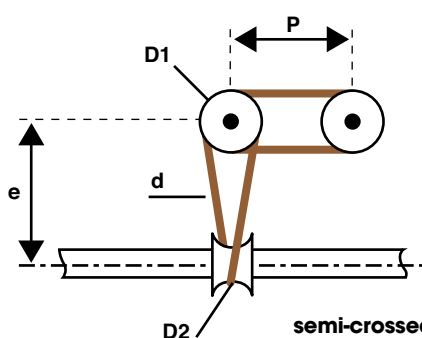


- Set of several rollers driven by round belts from a drive roller.



- It is recommended to drive a maximum of 6 rollers : 4 pulled and 2 pushed by the drive roller.
- Recommended minimum pretension : SOUPLEX or POLY/FLEX : 8%, DEL/FLEX : 6%.

belt length calculation



D1 : roller bottom groove diameter
D2 : diablo bottom groove diameter
d : belt diameter
e : center distance
p : rollers step

roller-to-roller driving
 $L_{th.} = (D1 + d) \times \pi + 2 \times p$
 $L_{belt} = L_{th.} - \text{pretension}$

semi-crossed belt driving
 $L_{th.} = [(D1 + d) + (D2 + d)] \times \pi / 2 + 2 \times \sqrt{[(D1+d)^2/4 + e^2]}$
 $L_{belt} = L_{th.} - \text{pretension}$

EXAMPLE :
SOUPLEX round belt dia. 5 mm

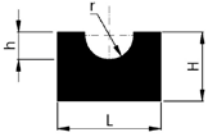
D1 = 38 mm
D2 = 28 mm
d = 5 mm
e = 120 mm
p = 100 mm

$L_{th.} = (38 + 5) \times 3.14 + 2 \times 100 = 335$ mm
 $L_{belt} = 335 - 8\% = 308$ mm

$L_{th.} = [(38+5)+(28+5)] \times 3.14 / 2 + 2 \times \sqrt{[(38+5)^2 / 4 + 120^2]} = 363$ mm
 $L_{belt} = 363 - 8\% = 334$ mm

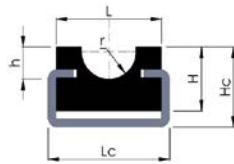
VIT/GLISS runner for round belts

Manufactured out of High Density Polyethylene (H.D.P.E), our VIT/GLISS runners will both perfectly guide your belts and improve the load capacity of each belt by reducing its friction on its runner.



Type	Ref.	Belt ø	L	H	r	h
R6	GR06	Ø 6	20	10	4	4
R8	GR08	Ø 8	20	12	5	5
R10	GR10	Ø 9.5 - 10	25	15	6	6
R12	GR12	Ø 12 - 12.5	30	20	7	8
R15	GR15	Ø 15	35	25	8.5	10
R18	GR18	Ø 18	40	25	10	12

Delivered in bars of 3 m.



Type	Réf.	Belt ø	L	H	r	h	Hc	Lc
RC6	GRC06	Ø 6	20	15	4	4	18	20
RC8	GRC08	Ø 8	20	15	5	5	18	20
RC10	GRC10	Ø 9.5 - 10	20	15	6	6	20	20
RC12	GRC12	Ø 12 - 12.5	28	15	7	8	20	28
RC15	GRC15	Ø 15	33	20	8.5	10	25	38
RC18	GRC18	Ø 18	38	20	10	12	25	38

Delivered in bars of 3 m.

• White or blue HDPE runners for food industry.



• C-shape stainless steel rail.

• Special runners following our customers schemes.

• Consult us.

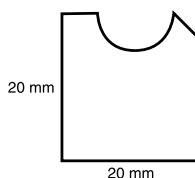
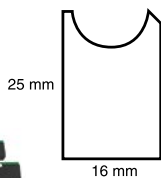

Advantages :

- Perfect guiding of the belts.
- Low friction coefficient.
- Excellent resistance against abrasion.
- Shock-proof.
- Good resistance against corrosion and many chemical agents.
- Maximum continuous working temperature : +70°C.
- Extreme temperature limits : -40°C to +100°C.

Attention :

Take care of the HDPE longitudinal dilatation : 2 mm per metre for a 10°C increase in temperature.


runners for curved conveyors



These runners can be bent without any special tool to be fixed on curved conveyors, thanks to their flexibility.

2 standard sizes for Ø 12 mm round belts :
25 x 16 mm and **20 x 20 mm.**

Recommended belts :
POLY/FLEX or any other frosted belt.





mafdel			w x h mm										
			6 x 4 (Y)	8 x 5 (M)	10 x 6 (Z)	13 x 8 (A)	17 x 11 (B)	22 x 14 (C)	32 x 19 (D)	13 x 15 (A)	17 x 20 (B)	22 x 25 (C)	
Standard	Non-reinforced	DEL/ROC 100 ShA 55 ShD											
		DEL/FLEX 90 ShA											
		DEL/FLEX 90 ShA											
		SOUPLEX 85 ShA											
		SUPERFLEX 70 ShA											
	Reinforced	DEL/SAN Aramid reinforced 95 ShA											
		H15 / H16 Aramid reinforced 92 ShA											
		SOUPLEX Aramid reinforced 85 ShA											
	Ridge-Top	Standard	DEL/FLEX 90 ShA										
			SOUPLEX Aramid reinforced 85 ShA										
TOPGRIP		DEL/FLEX 90 ShA											
		SOUPLEX 85 ShA											
		DEL/SAN Aramid reinforced 95 ShA											
		H15 / H16 Aramid reinforced 92 ShA											
		SOUPLEX Aramid reinforced 85 ShA											



All V belts from 10 x 6 mm (Z) section can be cogged. Cogging reduces minimum pulley diameter.



10 x 6
13 x 8



17 x 11
22 x 14
32 x 19



Coatings : from 10 x 6mm (Z) section
Wide range of smooth or textured coatings made of PU, PVC, felt, rubber.

Hardness 100 ShA - 55 ShD
Pretension 0.5 - 2%
Temperature range -30°C/+90°C
Friction coefficient HDPE : 0.15 - 0.2 Steel : 0.35 - 0.4 Stainless steel : 0.5
Roll length 30 m



solid

DEL/ROC black



cogged

Reference	Traction force (daN)	Primitive pulley ø (mm) recommended	mini
DRVN10	22	120	100
DRVN13	40	160	140
DRVN17	74	220	200
DRVN22	122	280	250

Dimension (mm)	Pretension
10x6 (Z)	2%
13x8 (A)	2%
17x11 (B)	2%
22x14 (C)	2%

Reference	Traction force (daN)	Primitive pulley ø (mm) recommended	mini
DRVNCR10	15	100	80
DRVNCR13	28	120	100
DRVNCR17	51	160	140
DRVNCR22	85	240	190



solid

DEL/ROC white



cogged

Reference	Traction force (daN)	Primitive pulley ø (mm) recommended	mini
DRVW10	22	120	100
DRVW13	40	160	140
DRVW17	74	220	200
DRVW22	122	280	250

Dimension (mm)	Pretension
10x6 (Z)	2%
13x8 (A)	2%
17x11 (B)	2%
22x14 (C)	2%

Reference	Traction force (daN)	Primitive pulley ø (mm) recommended	mini
DRVWCR10	15	100	80
DRVWCR13	28	120	100
DRVWCR17	51	160	140
DRVWCR22	85	240	190



solid

SUPERGRIP coating



cogged

Reference	Traction force (daN)	Primitive pulley ø (mm) recommended	mini
DRVN10NA	22	120	100
DRVN13NA	40	160	140
DRVN17NA	74	220	200
DRVN22NA	122	280	250

Dimension (mm)	Pretension
10x6 (Z)	2%
13x8 (A)	2%
17x11 (B)	2%
22x14 (C)	2%

Reference	Traction force (daN)	Primitive pulley ø (mm) recommended	mini
DRVNCR10NA	15	100	80
DRVNCR13NA	28	120	100
DRVNCR17NA	51	160	140
DRVNCR22NA	85	240	190



DEL/SAN reinforced V belts

Hardness 95 ShA
Pretension see table
Temperature range -20°C/+70°C
Friction coefficient HDPE : 0.20 Steel : 0.4 Stainless steel : 0.5
Roll length 30 m



solid

Reference	Traction force (daN)	Primitive pulley ø (mm) recommended	Primitive pulley ø (mm) mini
DSVBAR13	35	150	130
DSVBAR17	60	180	160
DSVBAR22	95	260	240

DEL/SAN blue Aramid reinforced



cogged

Reference	Traction force (daN)	Primitive pulley ø (mm) recommended	Primitive pulley ø (mm) mini
DSVBAC13	35	120	100
DSVBAC17	60	150	130
DSVBAC22	95	210	180



solid


Reference	Traction force (daN)	Primitive pulley ø (mm) recommended	Primitive pulley ø (mm) mini
DSVBAR13NA	35	150	130
DSVBAR17NA	60	180	160
DSVBAR22NA	95	260	240

SUPERGRIP coating



cogged

Reference	Traction force (daN)	Primitive pulley ø (mm) recommended	Primitive pulley ø (mm) mini
DSVBAC13NA	35	120	100
DSVBAC17NA	60	150	130
DSVBAC22NA	95	210	180



solid

Reference	Traction force (daN)	Primitive pulley ø (mm) recommended	Primitive pulley ø (mm) mini
DSVBAR13SPI	35	170	150
DSVBAR17SPI	60	200	180
DSVBAR22SPI	95	280	260

SOUPLEX 85 Sha surface



cogged

Reference	Traction force (daN)	Primitive pulley ø (mm) recommended	Primitive pulley ø (mm) mini
DSVBAC13SPI	35	140	120
DSVBAC17SPI	60	170	150
DSVBAC22SPI	95	230	200



solid

Reference	Traction force (daN)	Primitive pulley ø (mm) recommended	Primitive pulley ø (mm) mini
DSVBAR13TPI	35	160	140
DSVBAR17TPI	60	190	170
DSVBAR22TPI	95	270	250

TOTALGRIP 70 Sha surface



cogged

Reference	Traction force (daN)	Primitive pulley ø (mm) recommended	Primitive pulley ø (mm) mini
DSVBAC13TPI	35	130	110
DSVBAC17TPI	60	160	140
DSVBAC22TPI	95	220	190



H15/H16 reinforced V belts

Hardness 92 ShA
Pretension see table
Temperature range -20°C/+70°C
Friction coefficient HDPE : 0.25 Steel : 0.45 Stainless steel : 0.55
Roll length 30 m



H15
solid



H16
cogged

green Aramid reinforced

Reference	Traction force (daN)	Primitive pulley ø (mm) recommended	(mm) mini
H15GAR10	15	110	90
H15GAR13	30	140	110
H15GAR17	50	170	140
H15GAR22	75	250	230
H15GAR32	140	350	300

Dimension (mm)	Pretension
10x6 (Z)	1%
13x8 (A)	1%
17x11 (B)	1.5%
22x14 (C)	1.5%
32x19 (D)	1.5%

Reference	Traction force (daN)	Primitive pulley ø (mm) recommended	(mm) mini
H16GAC10	15	80	65
H16GAC13	30	100	70
H16GAC17	50	130	110
H16GAC22	75	180	150
H16GAC32	140	300	250



H15
solid



H16
cogged

SUPERGRIP coating

Reference	Traction force (daN)	Primitive pulley ø (mm) recommended	(mm) mini
H15GAR10NA	15	110	90
H15GAR13NA	30	140	110
H15GAR17NA	50	170	140
H15GAR22NA	75	250	230
H15GAR32NA	140	350	300

Dimension (mm)	Pretension
10x6 (Z)	1%
13x8 (A)	1%
17x11 (B)	1.5%
22x14 (C)	1.5%
32x19 (D)	1.5%

Reference	Traction force (daN)	Primitive pulley ø (mm) recommended	(mm) mini
H16GAC10NA	15	80	65
H16GAC13NA	30	100	70
H16GAC17NA	50	130	110
H16GAC22NA	75	180	150
H16GAC32NA	140	300	250



H15/H16 reinforced V belts



H15
solid

Reference	Traction force (daN)	Primitive pulley \varnothing (mm) recommended	Primitive pulley \varnothing (mm) mini
H15GAR10SPI	15	130	110
H15GAR13SPI	30	160	130
H15GAR17SPI	50	190	170
H15GAR22SPI	75	270	250
H15GAR32SPI	140	370	320

SOUPLEX 85 Sha surface



H16
cogged

Dimension (mm)	Pretension
10x6 (Z)	1%
13x8 (A)	1%
17x11 (B)	1.5%
22x14 (C)	1.5%
32x19 (D)	1.5%

Reference	Traction force (daN)	Primitive pulley \varnothing (mm) recommended	Primitive pulley \varnothing (mm) mini
H16GAC10SPI	15	100	80
H16GAC13SPI	30	120	100
H16GAC17SPI	50	150	130
H16GAC22SPI	75	200	170
H16GAC32SPI	140	320	270



H15
solid

Reference	Traction force (daN)	Primitive pulley \varnothing (mm) recommended	Primitive pulley \varnothing (mm) mini
H15GAR10TPI	15	120	100
H15GAR13TPI	30	150	120
H15GAR17TPI	50	180	160
H15GAR22TPI	75	260	240
H15GAR32TPI	140	360	310

TOTALGRIP 70 Sha surface



H16
cogged

Dimension (mm)	Pretension
10x6 (Z)	1%
13x8 (A)	1%
17x11 (B)	1.5%
22x14 (C)	1.5%
32x19 (D)	1.5%

Reference	Traction force (daN)	Primitive pulley \varnothing (mm) recommended	Primitive pulley \varnothing (mm) mini
H16GAC10TPI	15	90	75
H16GAC13TPI	30	110	80
H16GAC17TPI	50	140	120
H16GAC22TPI	75	190	160
H16GAC32TPI	140	310	260





solid

Hardness 90 ShA
Pretension 3 - 6%
Temperature range -20°C/+70°C
Friction coefficient HDPE : 0.25 Steel : 0.5 Stainless steel : 0.6
Roll length 30 m

DEL/FLEX red

Reference	Traction force (daN)	Primitive pulley ø (mm) recommended	mini
DFVR08	7	55	50
DFVR10	11	80	65
DFVR13	20	100	80
DFVR17	36	150	130
DFVR22	60	220	180
DFVR32	118	300	250

Dimension (mm)	Pretension
8x5 (M)	5%
10x6 (Z)	5%
13x8 (A)	5%
17x11 (B)	5%
22x14 (C)	5%
32x19 (D)	5%



cogged

Reference	Traction force (daN)	Primitive pulley ø (mm) recommended	mini
-	-	-	-
DFVRCR10	7	60	50
DFVRCR13	14	80	60
DFVRCR17	25	110	90
DFVRCR22	42	150	120
DFVRCR32	82	220	180



solid

DEL/FLEX blue

Reference	Traction force (daN)	Primitive pulley ø (mm) recommended	mini
DFVB06	4.5	45	40
DFVB08	7	55	50
DFVB10	11	80	65
DFVB13	20	100	80
DFVB17	36	150	130

Dimension (mm)	Pretension
6x4 (Y)	5%
8x5 (M)	5%
10x6 (Z)	5%
13x8 (A)	5%
17x11 (B)	5%



cogged

Reference	Traction force (daN)	Primitive pulley ø (mm) recommended	mini
-	-	-	-
-	-	-	-
DFVBCR10	7	60	50
DFVBCR13	14	80	60
DFVBCR17	25	110	90




solid

SUPERGRIP coating

Reference	Traction force (daN)	Primitive pulley ø (mm) recommended	mini
DFVR10NA	11	80	65
DFVR13NA	20	100	80
DFVR17NA	36	150	130
DFVR22NA	60	220	180
DFVR32NA	118	300	250


Dimension (mm)	Pretension
10x6 (Z)	5%
13x8 (A)	5%
17x11 (B)	5%
22x14 (C)	5%
32x19 (D)	5%



cogged


Reference	Traction force (daN)	Primitive pulley ø (mm) recommended	mini
DFVRCR10NA	7	60	50
DFVRCR13NA	14	80	60
DFVRCR17NA	25	110	90
DFVRCR22NA	42	150	120
DFVRCR32NA	82	220	180





solid

SOUPLEX 85 Sha surface



cogged

Reference	Traction force (daN)	Primitive pulley \varnothing (mm) recommended	Primitive pulley \varnothing (mm) mini
DFVR10SPI	15	90	80
DFVR13SPI	25	120	100
DFVR17SPI	43	170	150
DFVR22SPI	69	240	210
DFVR32SPI	132	340	260

Dimension (mm)	Pretension
10x6 (Z)	5%
13x8 (A)	5%
17x11 (B)	5%
22x14 (C)	5%
32x19 (D)	5%

Reference	Traction force (daN)	Primitive pulley \varnothing (mm) recommended	Primitive pulley \varnothing (mm) mini
DFVRCR10SPI	11	80	70
DFVRCR13SPI	19	100	80
DFVRCR17SPI	32	130	110
DFVRCR22SPI	51	170	140
DFVRCR32SPI	96	240	200



solid

TOTALGRIP 70 Sha surface



cogged

Reference	Traction force (daN)	Primitive pulley \varnothing (mm) recommended	Primitive pulley \varnothing (mm) mini
DFVR10TPI	11	85	75
DFVR13TPI	20	110	90
DFVR17TPI	36	160	140
DFVR22TPI	60	230	200
DFVR32TPI	118	310	260

Dimension (mm)	Pretension
10x6 (Z)	5%
13x8 (A)	5%
17x11 (B)	5%
22x14 (C)	5%
32x19 (D)	5%

Reference	Traction force (daN)	Primitive pulley \varnothing (mm) recommended	Primitive pulley \varnothing (mm) mini
DFVRCR10TPI	7	70	60
DFVRCR13TPI	14	90	75
DFVRCR17TPI	25	120	100
DFVRCR22TPI	42	160	130
DFVRCR32TPI	82	230	190



SOUPLEX reinforced V belts

Hardness 85 ShA
Pretension see table
Temperature range -20°C/+60°C
Friction coefficient HDPE : 0.35 Steel : 0.6 Stainless steel : 0.7
Roll length 30 m



solid




cogged

SOUPLEX white Aramid reinforced


Reference	Traction force (daN)	Primitive pulley ø (mm) recommended	(mm) mini
SXVWAR10	10	90	75
SXVWAR13	25	100	80
SXVWAR17	40	150	130
SXVWAR22	60	220	200
SXVWAR32	120	280	250

Dimension (mm)	Pretension
10x6 (Z)	0.5%
13x8 (A)	0.5%
17x11 (B)	1%
22x14 (C)	1.5%
32x19 (D)	1.5%

Reference	Traction force (daN)	Primitive pulley ø (mm) recommended	(mm) mini
SXVWAC10	10	60	50
SXVWAC13	25	80	60
SXVWAC17	40	110	90
SXVWAC22	60	160	130
SXVWAC32	120	220	180



solid



cogged

SUPERGRIP coating

Reference	Traction force (daN)	Primitive pulley ø (mm) recommended	(mm) mini
SXVWAR10NA	10	90	75
SXVWAR13NA	25	100	80
SXVWAR17NA	40	150	130
SXVWAR22NA	60	220	200
SXVWAR32NA	120	280	250

Dimension (mm)	Pretension
10x6 (Z)	0.5%
13x8 (A)	0.5%
17x11 (B)	1%
22x14 (C)	1.5%
32x19 (D)	1.5%

Reference	Traction force (daN)	Primitive pulley ø (mm) recommended	(mm) mini
SXVWAC10NA	10	60	50
SXVWAC13NA	25	80	60
SXVWAC17NA	40	110	90
SXVWAC22NA	60	160	130
SXVWAC32NA	120	220	180





solid

Reference	Traction force (daN)	Primitive pulley ϕ (mm) recommended	mini
-	-	-	-
SXVWAR13SPI	25	120	100
SXVWAR17SPI	40	170	150
SXVWAR22SPI	60	240	210
SXVWAR32SPI	120	330	280

SOUPLEX 85 Sha surface



cogged

Reference	Traction force (daN)	Primitive pulley ϕ (mm) recommended	mini
SXVWAC10SPI	10	90	75
SXVWAC13SPI	25	100	80
SXVWAC17SPI	40	130	110
SXVWAC22SPI	60	180	150
SXVWAC32SPI	120	240	200

Dimension (mm)	Pretension
10x6 (Z)	0.5%
13x8 (A)	0.5%
17x11 (B)	1%
22x14 (C)	1.5%
32x19 (D)	1.5%



solid

Reference	Traction force (daN)	Primitive pulley ϕ (mm) recommended	mini
-	-	-	-
SXVWAR13TPI	25	110	90
SXVWAR17TPI	40	160	140
SXVWAR22TPI	60	230	200
SXVWAR32TPI	120	300	250

TOTALGRIP 70 Sha surface



cogged

Reference	Traction force (daN)	Primitive pulley ϕ (mm) recommended	mini
SXVWAC10TPI	10	80	70
SXVWAC13TPI	25	90	75
SXVWAC17TPI	40	120	100
SXVWAC22TPI	60	170	140
SXVWAC32TPI	120	230	190

Dimension (mm)	Pretension
10x6 (Z)	0.5%
13x8 (A)	0.5%
17x11 (B)	1%
22x14 (C)	1.5%
32x19 (D)	1.5%



Hardness 85 ShA
Pretension 5 - 8%
Temperature range -20°C/+60°C
Friction coefficient HDPE : 0.35 Steel : 0.6 Stainless steel : 0.7
Roll length 30 m



solid

SOUPLEX brown




cogged

Reference	Traction force (daN)	Primitive pulley ø (mm) recommended	mini
SXVM08	4	50	40
SXVM10	6	70	55
SXVM13	12	80	70
SXVM17	22	130	110
SXVM22	36	170	130
SXVM32	71	250	220


Dimension (mm)	Pretension
8x5 (M)	8%
10x6 (Z)	8%
13x8 (A)	8%
17x11 (B)	8%
22x14 (C)	8%
32x19 (D)	8%

Reference	Traction force (daN)	Primitive pulley ø (mm) recommended	mini
-	-	-	-
SXVMCR10	4	50	40
SXVMCR13	8	60	50
SXVMCR17	15	90	70
SXVMCR22	25	130	110
SXVMCR32	50	180	150



solid

SUPERGRIP coating




cogged


Reference	Traction force (daN)	Primitive pulley ø (mm) recommended	mini
SXVM08NA	4	50	40
SXVM10NA	6	70	55
SXVM13NA	12	80	70
SXVM17NA	22	130	110
SXVM22NA	36	170	130
SXVM32NA	71	250	220

Dimension (mm)	Pretension
8x5 (M)	8%
10x6 (Z)	8%
13x8 (A)	8%
17x11 (B)	8%
22x14 (C)	8%
32x19 (D)	8%

Reference	Traction force (daN)	Primitive pulley ø (mm) recommended	mini
-	-	-	-
SXVMCR10NA	4	50	40
SXVMCR13NA	8	60	50
SXVMCR17NA	15	90	70
SXVMCR22NA	25	130	110
SXVMCR32NA	50	180	150



SOUPLEX V belts



solid

SOUPLEX 85 Sha surface

Reference	Traction force (daN)	Primitive pulley \varnothing (mm) recommended	Primitive pulley \varnothing (mm) mini
SXVM10SPI	10	80	70
SXVM13SPI	17	100	90
SXVM17SPI	29	150	130
SXVM22SPI	45	190	150
SXVM32SPI	85	280	240



cogged

Reference	Traction force (daN)	Primitive pulley \varnothing (mm) recommended	Primitive pulley \varnothing (mm) mini
SXVMCR10SPI	8	70	60
SXVMCR13SPI	13	80	70
SXVMCR17SPI	22	110	90
SXVMCR22SPI	34	150	130
SXVMCR32SPI	64	200	170



solid

TOTALGRIP 70 Sha surface

Reference	Traction force (daN)	Primitive pulley \varnothing (mm) recommended	Primitive pulley \varnothing (mm) mini
SXVM10TPI	6	75	65
SXVM13TPI	12	90	80
SXVM17TPI	22	140	120
SXVM22TPI	36	180	140
SXVM32TPI	71	260	230



cogged

Reference	Traction force (daN)	Primitive pulley \varnothing (mm) recommended	Primitive pulley \varnothing (mm) mini
SXVMCR10TPI	4	60	50
SXVMCR13TPI	8	70	60
SXVMCR17TPI	15	100	80
SXVMCR22TPI	25	140	120
SXVMCR32TPI	50	190	160

Hardness 70 Sha
Pretension 10 to 15%
Temperature range -20°C/+40°C
Friction coefficient
HDPE : 0.5
Steel : 0.7
Stainless steel : 0.8
Roll length 30 m

SUPERFLEX translucent



solid

Reference	Traction force (daN)	Primitive pulley \varnothing (mm) recommended	Primitive pulley \varnothing (mm) mini
SFVT06	1.8	25	20
SFVT08	3	35	30
SFVT10	4.5	55	45
SFVT13	8	70	60
SFVT17	13	110	90




cogged

Reference	Traction force (daN)	Primitive pulley \varnothing (mm) recommended	Primitive pulley \varnothing (mm) mini
-	-	-	-
-	-	-	-
SFVTCR10	3	40	30
SFVTCR13	5	50	40
SFVTCR17	10	75	60




SOUPLEX 85 ShA or TOTALGRIP translucent 70 ShA PU surfaces




Reference	Colour	SMOOTH	STUDED	SAW-TOOTH	SG3	TRELLIS
Souplex	green/white	SLI	SPI	SUS	SSG	SLO
Totalgrip	translucent	TLI	TPI	TUS	TSG	TLO

Supergrip coatings



GREEN PVC 40 ShA



BLACK RUBBER 60ShA

Reference	NA	NC
-----------	----	----


Other surfaces




POLYESTER FELT



ARAMID FELT



LINATECH 40 ShA



PARABLOND 45 ShA

Reference	FP	FA	LI	PA
-----------	----	----	----	----



CELLULAR FOAM 20 ShA



SYLOMER FOAM 40 ShA



RUBBER 30 ShA

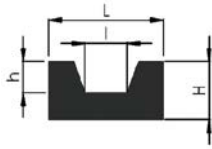


LYCRA 25 ShA

Reference	MC	MS	CA	LY
-----------	----	----	----	----

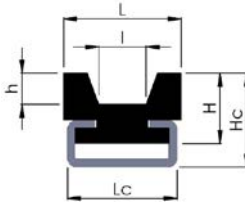


Manufactured out of High Density Polyethylene (H.D.P.E), our VIT/GLISS runners will both perfectly guide your belts and improve the load capacity of each belt by reducing its friction on its runner.



Type	Réf.	Dimensions courroie	L	H	l	h
T10	GT10	10 x 6	20	10	7	4
T13	GT13	13 x 8	20	12	9	5
T17	GT17	17 x 11	30	15	11	8
T22	GT22	22 x 14	35	20	14	10
T32	GT32	32 x 19	50	30	21	13

Delivered in bars of 3 m.



Type	Réf.	Dimensions courroie	L	H	l	h	Hc	Lc
TC10	GTC10	10 x 6	20	15	7	4	18	20
TC13	GTC13	13 x 8	20	18	9	5	22	20
TC17	GTC17	17 x 11	30	18	11	8	24	28
TC22	GTC22	22 x 14	35	25	14	10	30	38
TC32	GTC32	32 x 19	50	30	21	13	38	38

Delivered in bars of 3 m.

• White or blue HDPE runners for food industry.



• C-shape stainless steel rail.

• Special runners following our customers chemes.

• Consult us.

Advantages :

- Perfect guiding of the belts.
- Low friction coefficient.
- Excellent resistance against abrasion.
- Shock-proof.
- Good resistance against corrosion and many chemical agents.
- Maximum continuous working temperature : +70°C.
- Extreme temperature limits : -40°C to +100°C.

Attention :

Take care of the HDPE longitudinal dilatation, which is of 2 mm per metre for a 10°C increase in temperature.

special runners for V belts



Out-of-center grooves and chamfer.



Thin edges.



Double grooves - multi grooves.

SPECIAL PROFILES ON DEMAND.





solid

Hardness 90 ShA
Pretension 3 to 6%
Temperature range -20°C/+70°C
Friction coefficient HDPE : 0.25 Steel : 0.5 Stainless steel : 0.6
Roll length 30 m

DEL/FLEX red



cogged

Reference	Traction force (daN)	Primitive pulley ø (mm) recommended	mini
DFVR13F2	28	160	140
DFVR17F2	50	240	200
DFVR22F2	81	300	240

Dimension (mm)	Pretension
13x15 (A)	5%
17x20 (B)	5%
22x25 (C)	5%

Reference	Traction force (daN)	Primitive pulley ø (mm) recommended	mini
DFVRCR13F2	22	120	100
DFVRCR17F2	35	170	140
DFVRCR22F2	56	220	190



solid

Hardness 85 ShA
Pretension 1 to 1.5%
Temperature range -20°C/+60°C
Friction coefficient HDPE : 0.35 Steel : 0.6 Stainless steel : 0.7
Roll length 30 m

SOUPLEX white aramid reinforced



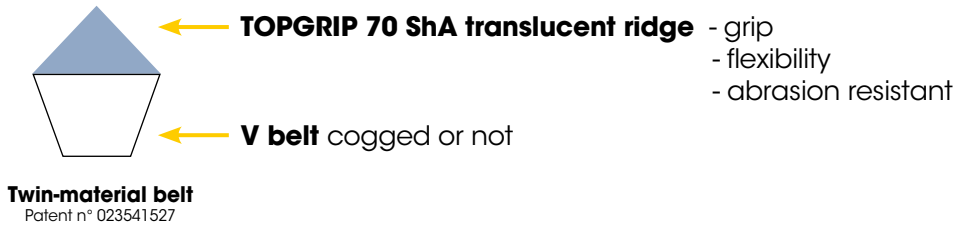
cogged

Reference	Traction force (daN)	Primitive pulley ø (mm) recommended	mini
SXVWAR13F2	-	-	-
SXVWAR17F2	50	200	170
SXVWAR22F2	64	250	220

Dimension (mm)	Pretension
13x15 (A)	-
17x20 (B)	1.5%
22x25 (C)	1.5%

Reference	Traction force (daN)	Primitive pulley ø (mm) recommended	mini
SXVWAC13F2	-	-	-
SXVWAC17F2	50	160	130
SXVWAC22F2	64	200	170





The TOPGRIP ridge can be welded on top of all our V belts, except DEL/ROC quality, resulting in a wide range of ridge-top V belts adapted to various conveying problems.

The technical characteristics (Traction force, elongation, friction coefficient...) of our TOPGRIP belts are similar to the characteristics of the base belts. Only the pulley diameter changes :

Roll length **30 m**

DEL/SAN reinforced



H15 reinforced



SOUPLEX reinforced



DEL/FLEX



SOUPLEX



Reference :	DSVBAR-TO		H15GAR-TO		SXVWAR-TO		DFVR-TO		SXVM-TO	
Diameter (mm)	Primitive pulley ø (mm)		Primitive pulley ø (mm)		Primitive pulley ø (mm)		Primitive pulley ø (mm)		Primitive pulley ø (mm)	
	recommended	mini	recommended	mini	recommended	mini	recommended	mini	recommended	mini
13x15 (A)	180	160	170	150	150	130	150	130	130	110
17x20 (B)	210	190	200	180	180	160	180	160	160	140
22x25 (C)	290	270	280	260	250	220	260	230	240	220

DEL/SAN reinforced cogged



H16 reinforced cogged



SOUPLEX reinforced cogged



DEL/FLEX cogged



SOUPLEX cogged



Reference :	DSVBAC-TO		H16GAC-TO		SXVWAC-TO		DFVRCR-TO		SXVMCR-TO	
Diameter (mm)	Primitive pulley ø (mm)		Primitive pulley ø (mm)		Primitive pulley ø (mm)		Primitive pulley ø (mm)		Primitive pulley ø (mm)	
	recommended	mini	recommended	mini	recommended	mini	recommended	mini	recommended	mini
13x15 (A)	150	130	130	110	120	100	120	100	100	90
17x20 (B)	180	160	160	140	140	120	140	120	120	100
22x25 (C)	240	210	220	200	190	170	190	170	180	160





CONTINUOUS
DYNAMIC
BRUSHING.



SOUPLEX or DEL/FLEX brush belts



Quality	Reference	Dimension (mm)	Mini pulley ø (mm)	Height of bristles	Number of rows	Pitch of bristles (mm)	Cross section of bristle (mm)	Nylon bristles
DEL/FLEX	DFVR13BR	13 x 8 (A)	120	27	1	8	40/100	
SOUPLEX	SXVM17BR	17 x 11 (B)	180	60	2	8	40/100	
SOUPLEX	SXVM22BR	22 x 14 (C)	240	60	3	8	40/100	

Special brush belts :

- Height
- cross section
- pitch
- special brushing

On demand.



V belts with flights



High flights.




Flexible flights.



Flat welded triangles, for a minimum contact with the transported products.



Tough welded flights (several heights possible).



SF7 flights.




special profiles




ATC 63

Smooth or embossed surface,
25x2.3mm with guide 4x2.5mm.
Colour : green, white or blue
Hardness : 90 ShA




ATC 12

Smooth or embossed surface,
12x2.1mm with guide 4.8x3mm.
Colour : green, white or blue
Hardness : 90 ShA



SXVB08DO

V belt,
SOUPLEX blue 8 x 6.5mm with dome.
Hardness : 87 ShA



Double V belt,
30 x 8mm.
Hardness : 85 or 90 ShA




E238

Corn belt, smooth or embossed,
32 x 28 x 8mm.
Hardness : 90 ShA



U shape




Covering profiles for
wheels of steel wire saws
Hardness : 85 ShA



multiples V belts



Cross section, width, thickness, lengths and hardness on demand.



Other coatings.




1
Asymmetric ridge-top V belt.




2
Machined ridge-top V belt.



3
Machined V belt, to make it thinner and more flexible.




4
Special machined profiles on demand.




5
V belt with rectangular groove.



6
Rectangular belt with V groove.



7
V belt with machined surface.




8
DEL/FLEX flat belt with two opposite V guides for alternate operation.



9
V belt with machined V groove (several depth possible).




10
Dome-shaped V belt.




11
V belt with round groove (several depth possible).




12
V belt machined on demand.




13
Special belt with sawtooth surface and machined POLY-V bottom grooves.



14
V belt with V shape machine surface.




15
V belt with welded surface and V hold-in edges.




16
V belt with welded surface and round hold-in edges.






17

V belt with welded half round belt.




18

V belt with machined surface and aramid reinforcement.




19

Asymmetric triangle belt.



20

Hexagonal asymmetric SOUPLEX belt.




21

Cogged hexagonal belt.




22

Flat belt with SR5 guide welded apex down.



23

V belt with welded SF7 ridge.



24

Round belt welded on top of a V belt.




25

Rectified belt for mobile moulding.




26

V belt with surface and machined hold-in edges.



27

Hexagonal asymmetric belt with special cogging.




28

Round belt welded on the small base of a V belt.



29

V belt with round edges.




30

Chamfered V belt.



31

V belt with out-of-center surface.



32

Embossed V belt.



standard welding tools

standard welding tools



M50 welding iron

Thermostated, for round, V and flat belts up to 50 mm wide. 200 W.



standard welding tool case

For round and V belts


M 51 welding iron with teflon-covered blade

Thermostated, for round and V belts up to 22 x 14 mm. 200 W.



J60 welding clamp

For round and V belts up to 22 x 14 mm.




J50 welding clamp

For round and flat belts up to 50 mm wide.




J25 welding clamp

For V belts up to 25 x 16 mm.



J15 welding clamp

Small clamp for round belts up to diam. 10 mm.



P10 cutting clamp

To clean weldings.



S135 cutter

For 90° and 45° cuttings.




Tensioning tools

For round and V belts. Includes 2 clamping dies and 1 winch with lever.

OVERLAP welding tools

J150 clamp



+ pairs of dies for round and V belts

M150 iron



With Teflon blade



OVERLAP tool case

For OVERLAP welding


Includes :

- 1 **M150** welding iron
- 1 **J150** welding clamp
- 1 pair of dies of your choice
- 1 **S135** cutter
- 1 double-side adhesive tape

Special tool case including J150M welding clamp and M150SN iron with electronic temperature regulation

Recommended for round and reinforced DEL/ROC d. 9.5 - 10 mm and d.12 - 12.5 mm

J150M clamp

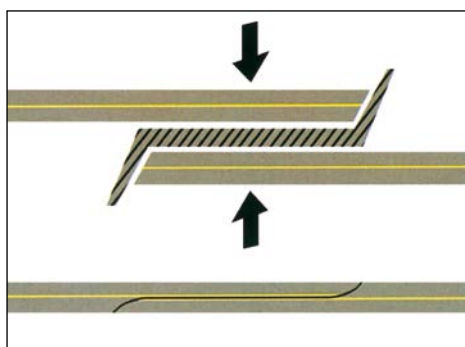


OVERLAP welding

Welding that overlaps both ends of the belt.


Can be adapted to any MAFDEL belt :

- **ROUND** belts.
- **V belts, cogged or not, with or without a coating, ridge-top and above all reinforced.**




- Stronger joining
- Overlapping of both ends of the reinforcement
- Simple and fast
- No previous special cutting
- Higher traction resistance
- Increased load capacity
- Homogeneity of the welding
- Safe process
- Welding on site without dismantling the conveyor


OVERLAP welding process




1
Cut the belt 70 mm longer than its theoretical length. Put the top end of the belt into the corresponding die of the clamp and close it. Read the X measure at the right of the reference pin, on the small side ruler.




2
Open the clamp and place the second end in.




3
When the M150 iron is warm enough, insert it between both ends of the belt.



4
Tighten little by little the side screw, until the previously noted X measure gets to the left of the reference pin.



5
Loosen the side screw with your right hand, keeping the clamp closed with your left hand. Then, quickly, open the clamp, remove the welding iron, and close the clamp again. Both fused ends will get in contact and weld.

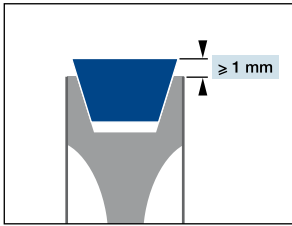


6
Keep the clamp closed with the side screw, and let the belt cool 5 to 10 mn. The right side of the reference pin should then show the X measure on the small ruler.



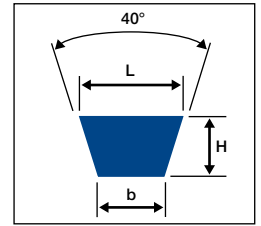
7
Remove the belt and clean the welding point.

advice / recommendations

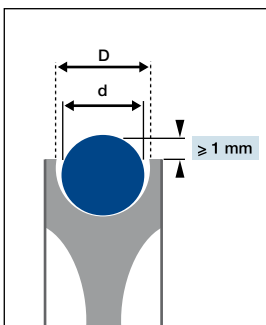


Belt section	Z	A	B	C	D
L x H (mm)	10 x 6	13 x 8	17 x 11	22 x 14	32 x 19
b (mm)	5.6	7.2	9	11.8	18.2

A V belt is driven by its sides. The belt must come off its pulley by 1mm, so that the product conveyed may not touch the pulley.



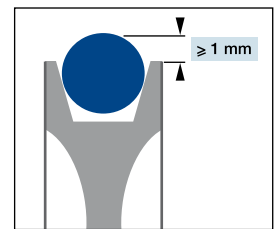
driving round belts



A round belt is driven by a round-groove pulley. The diameter of this round groove should be 1mm greater than the diameter of the belt for smaller round belts, and 2mm greater for round belts from diam. 12 mm on.

$d < 12 \text{ mm}$ $D = d + 1 \text{ mm}$
 $d \geq 12 \text{ mm}$ $D = d + 2 \text{ mm}$

If the belt runs in wet or greasy conditions, we recommend that the round belt be driven by a V-groove pulley. It will substantially improve the efficiency of the driving and will prevent the belt from slipping.



Diameter of the round belt d (mm)	3 to 6	8	10	12	15	18
V groove of the driving pulley L x H (mm)	-	10 x 6 (Z)	13 x 8 (A)	17 x 11 (B)	17 x 11 (B)	22 x 14 (C)

guiding round and V belts

We recommend the using of HDPE runners. They will improve the load capacity of your belts, thanks to a very low friction coefficient. For example, the friction coefficient on a HDPE runner is twice as low as on a steel runner. The belt would thus bear twice as much weight on a HDPE runner than on a steel runner.



The diameter of the round groove should be 1 to 2 mm greater than the diameter of the belt.

V belts slip on their small base. The V groove of the runner should be 1 mm wider than the belt. This will prevent the V belt from being blocked into its runner.

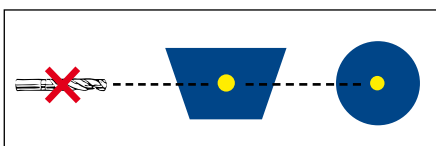


We recommend that the extremities of the runner be chamfered. This avoids any risk of fits and starts as the belt arrives on its runner. This recommendation is even more important if your belt is cogged.

parallel belts

For belts mounted in parallel, it is strongly recommended that the return pulleys run independently. This compensates for differences in linear speed between the belts, thus avoiding abnormal tension which might cause jerky operation.

welding reinforced belts



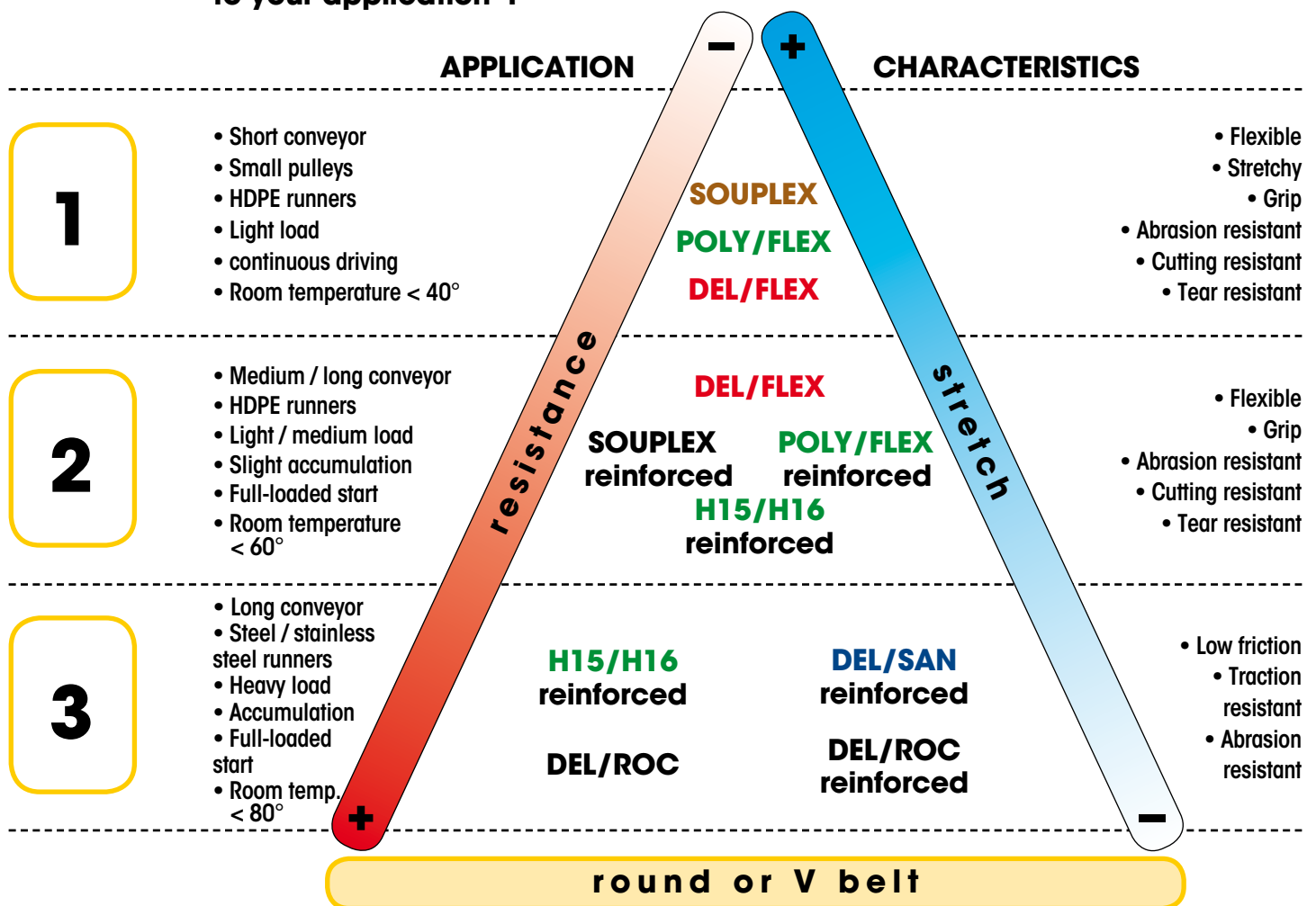
Our reinforced belts are welded in the same way as the other non-reinforced belts, **WITHOUT REMOVING THE REINFORCEMENT**. This avoids all the problems associated with drilling. Our special reinforcement does not fuse at the welding temperature of our thermostated irons (260°C). There is therefore no danger of contaminating the weld.



To choose the right belt, you need to know the characteristics of the conveyor on which it will run, its working conditions and the product it will convey.

CONVEYOR	PRODUCT TRANSPORTED	WORKING CONDITIONS
length of the conveyor	maximum transported weight	continuous or stop-and-go driving
diameter of the pulleys	nature of the product	accumulation
type of support	spreading of the weight along the conveyor	other efforts, pressure, etc.
length of the tensioning system	temperature of the product	room temperature
number of belts		
inclination		

Choose up, amongst the 3 following categories, which one best matches to your application :



Into the selected category, choose the quality of belt whose general characteristics, such as : **resistance, hardness, friction coefficient, stretch, operating temperature...** are the closest to the ones your are looking for.

Exemples :

- In case of accumulation of the products transported on the belt, choose the quality with the lowest friction coefficient.
- To convey heavy loads, choose the strongest and less stretchy quality.



NB : The stretch of low-hardness belts (85 and 90 shA), such as SOUPLEX, POLY/FLEX and DEL/FLEX, allows you to mount them with pretension (shortened of a length that corresponds to the elongation that the belt would need to work properly), and in some cases to avoid the using of a tensioning system.

The mounting of the hardest belts (95 and 100 shA) and/or reinforced belts requires the using of a tensioning system or tensioning tools (page 36).

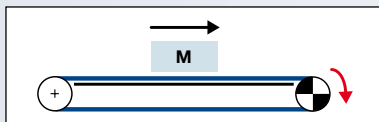
conveying / simplified calculations

SYMBOLE	MEASURES	DESIGNATION	BELT CHARACTERISTIC (in catalogue)
M	Kg	Transported load	
Mmax	Kg	Maximum load limit per belt	
Mtotal	Kg	Maximum load limit on all the belts	
Mr	Kg	Weight of all the tangentially driven rollers	
L	m	Conveyor length	
H	m	Conveyor height	
F	daN	Minimum traction force for the continuous driving of the load M	
F'	daN	Minimum traction force for full-loaded starts with the load M	
Ft	daN	Traction force of the chosen belt	X
t	%	Stretch corresponding to the traction force of the belt Ft	X
Cfp		Friction coefficient on the transported product on the belt	
Cf		Friction coefficient of the belt on its runner	X
Cr		Rolling coefficient of the belt on its support (0.05 to 0.1 according to the conditions: smooth support, bearings ...)	
Cs		Safety coefficient	

type of conveyor

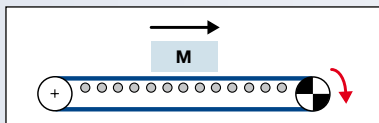
simplified calculation of the needed traction force to drive a specific load

simplified calculation of the maximum load limit per belt



$$F = M \times Cf$$

$$M_{max} = Ft / Cf$$



$$F = M \times Cr$$

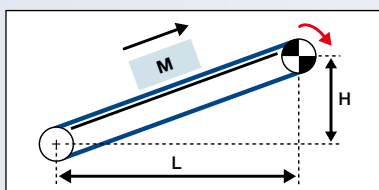
$$M_{max} = Ft / Cr$$



In case of accumulation, take into account the friction coefficient of the product to convey on the belt. You will add this data to the friction coefficient of the belt on its runner :

$$F = M \times (Cf + Cfp)$$

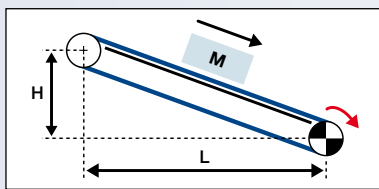
$$M_{max} = Ft / (Cf + Cfp)$$



If your conveyor is inclined, consider the difference in height :

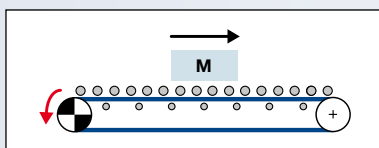
$$F = M \times Cf + M \times (H / L)$$

$$M_{max} = Ft / (Cf + H / L)$$



$$F = M \times Cf - M \times (H / L)$$

$$M_{max} = Ft / (Cf - H / L)$$



Always take into account the weight of all the tangentially driven rollers in your calculations.

$$F = (M + Mr) \times Cr$$

$$M_{max} = (Ft / Cr) - Mr$$

For all type of conveyors, in case of
of
STOP-AND-GO DRIVING
(full-loaded starts) :

The traction force **F** determined above must be multiplied by 2.

$$F' = F \times 2$$

As you calculate **Mmax**, only take into account half the traction force of the selected belt.

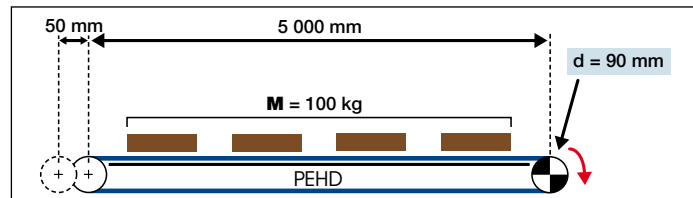
Replace **Ft** by **Ft/2**

1/ EXISTING MACHINE

CONSIDER THE CHARACTERISTICS OF THE CONVEYOR, OF THE TRANSPORTED PRODUCT, AS WELL AS THE GENERAL WORKING CONDITIONS.

CHOOSING THE MOST ADEQUATE BELT.

Continuous conveying of wood boards on two parallel 17 x 11 mm V belts sliding on HDPE runners.



Choosing the belt category (page 41)



Choosing the quality of the belt



Calculating the maximum load limit

d = 90 mm

We strongly recommend to respect the recommended pulley diameter. Too small pulleys would damage the belt and reduce its life time.

	SOUPLEX reinforced & cogged 17 x 11 mm	H16 reinforced & cogged 17 x 11 mm
Ø recommended (mm)	110	130
Ø mini (mm)	90	110



Calculating the maximum load limit

Total load on the conveyor (kgs) M = 100 kgs

Traction force of the selected belt
Corresponding elongation
Friction coefficient on HDPE
Maximum load limit per belt
Maximum load limit on 2 belts
Safety factor

	SOUPLEX reinforced & cogged 17 x 11 mm	H16 reinforced & cogged 17 x 11 mm
Ft (daN)	40	50
f (%)	1	1.5
Cf	0.35	0.25
Mmax (Kg) = Ft / Cf	114	200
Mtotal (Kg) = 2 x Mmax	228	400
Cs = Mtotal / M	2.3	4



SOLUTIONS

Both selected belts could easily convey this load of 100 kg. Nevertheless, the H16 17 x 11 mm V belt requires much bigger pulleys than the 90 mm of the described conveyor. On the other hand, the reinforced and cogged 17 x 11 mm SOUPLEX can bend around pulleys down to 85 mm diameter. The most appropriate belt for this application is our **reinforced and cogged 17x11mm SOUPLEX, mounted with 1% pretension.**

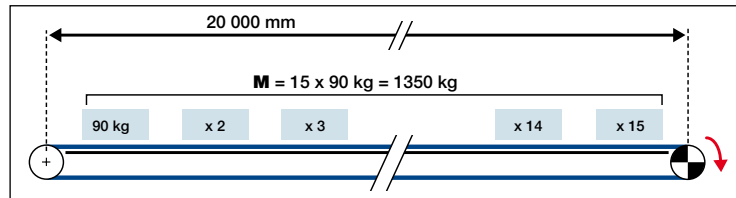


2/ PROTOTYPE

CHOOSING THE RIGHT BELT ACCORDING TO CONVEYOR DESIGNER'S SPECIFICATIONS.

DESIGNING A CONVEYOR IN ACCORDANCE WITH THE CHARACTERISTICS OF A PARTICULAR BELT.

Conveyor for an industrial cheese-dairy conveying 15 round cheeses of 90 kg each along 20m. Stop-and-go driving.



choosing the belt category (page 41)

Long conveyor
Heavy load
Full-loaded starts

CATEGORY 3

choosing the quality of the belt

High traction force
Low friction coefficient
Easy to clean

**reinforced belt
DEL/ROC or DEL/SAN
round belt**

calculating the traction force to drive this load

**Total load (kg)
on the conveyor**

M = 1350 kg

Friction coefficient of the belt
Continuous traction force
Traction force for full-loaded start

	reinforced & round DEL/ROC			reinforced & round DEL/SAN		
	on runner stain.steel	HDPE	on support pulleys	on runner stain.steel	HDPE	on support pulleys
Cf	0.5	0.15	0.1	0.55	0.2	0.1
F (daN) = M x CF	675	203	135	743	270	135
F' (daN) = F x 2	1350	405	270	1486	540	270

choosing the section and the number of belt(s)

Choosing, among the selected category, how many belts and of which section are necessary to reach the necessary traction force, taking into account safety factor of about **1.5**.

	reinforced&round DEL/ROC ø18 mm			reinforced&round DEL/SAN ø18 mm			
	Traction force : Ft = 200 daN			Traction force : Ft = 125 daN			
traction force for full-loaded starts	F' (daN)	1350	405	270	1486	540	270
Necessary number of belts	Nbre = F' / Ft	7	3	2	12	5	3
Total traction force	Ftotal (daN) = Nbre x Ft	1400	600	400	1500	625	375
Safety coefficient	Cs = Ftotal / F'	1.04	1.5	1.5	1.01	1.16	1.4

SOLUTIONS

Several options are possible

**3 reinforced DEL/ROC round belts d.18mm on HDPE runner
2 reinforced DEL/ROC round belts d.18mm on support pulleys
3 reinforced DEL/SAN round belts d.18mm on support pulleys**

Consider the recommended pulley diameters :

Reinforced DEL/ROC D.18 mm	Reinforced DEL/SAN D. 18 mm
ø 360 mm	ø 250 mm



The traction forces of the belts selected through our example (200 daN for reinforced DEL/ROC diam. 18mm and 125 daN for reinforced DEL/FLEX diam. 18mm) are indicated in our catalogue at the following respective elongations: 2% and 1.5%. We strongly recommend to consider these tensions while mounting the belts on the machine, for the conveyor to work properly.



Edition 2013



MAFDEL

131 rue de la Plaine

Z.I. Lafayette

F - 38790 Saint Georges d'Espéranche

FRANCE

Tel +33 (0)4 78 96 21 90 - Fax +33 (0)4 78 96 21 78

www.mafdel-belts.com

mafdel@mafdel.fr

